

# Downlights

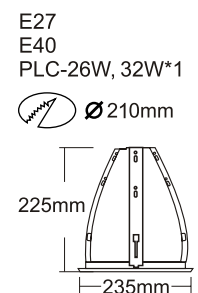
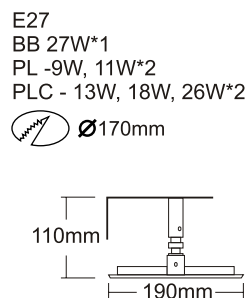
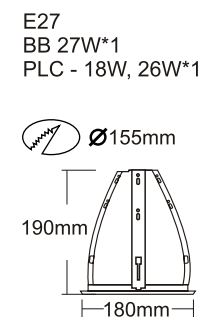
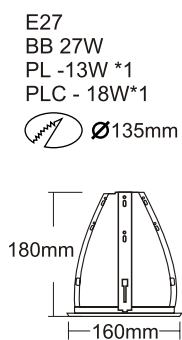
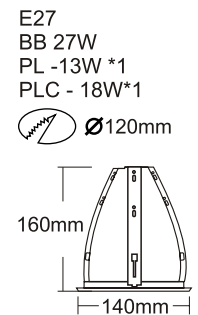
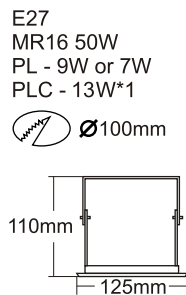
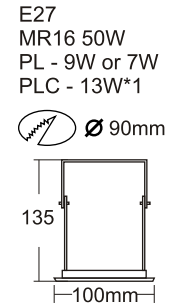
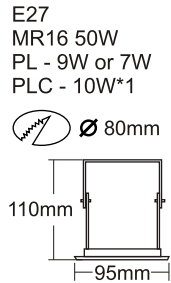
## Aluminium Reflector/ Frame

Khung và Choá  
nhôm phản quang  
đèn Downlight



## KHUNG ĐÈN CÁC LOẠI

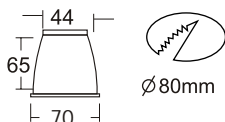
### Frames



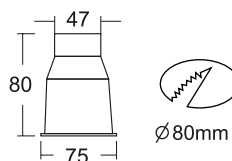
## CHOÁ ĐÈN CÁC LOẠI Reflectors



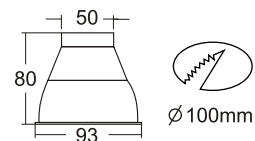
E27  
PLC-10W\*1  
PL-7W  
MR 16W, 20W, 50W



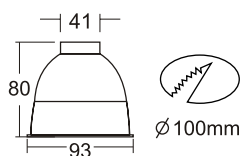
E27  
PLC-10W\*1  
PL-7W or 9W\*1  
MR 16W, 20W, 50W



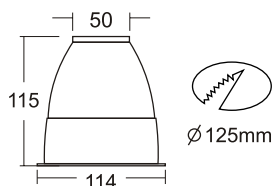
E27  
PLC-13W\*1  
PL-7W or 9W\*1  
MR 16W, 20W, 50W



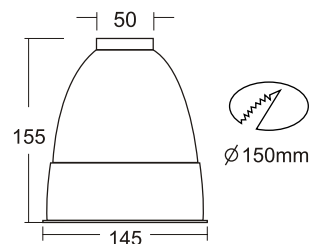
E27  
PLC-13W\*1  
PL-7W or 9W\*1

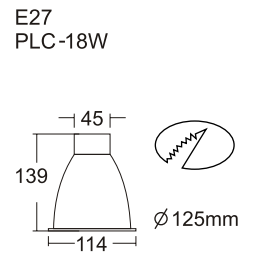
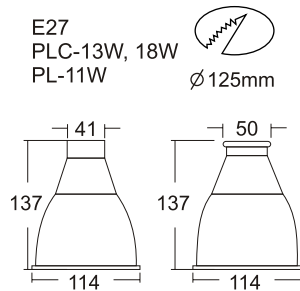


E27  
PLC-13W, 18W  
PL-11W

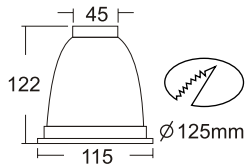


E27  
PLC-18W, 26W  
PL-11W

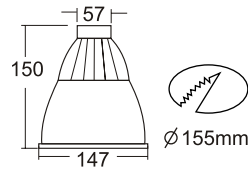




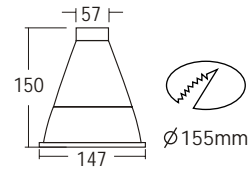
E27  
PLC-13W, 18W



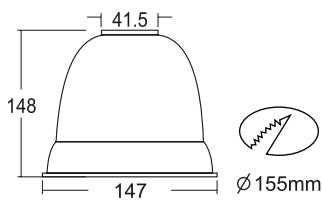
E27  
PLC-18W, 26W  
BB 27W



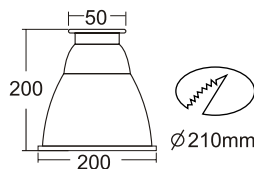
E27  
PLC-18W, 26W  
BB 27W



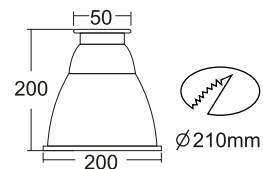
E27  
PLC-18W, 26W



E27 150W  
E40 150W  
BB 32W



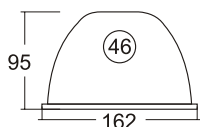
E27 150W  
PLC-32W





**N02A**

E27  
PLC-13W\*1  
PLC-18W\*1  
PL-9W\*1, 11W

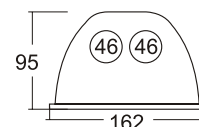


**Choá 6 1/2"**



**N02B**

PLC-13W\*2  
PLC-18W\*2  
PL-9W\*2  
PL-11W\*2



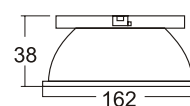
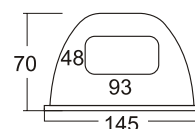
**Choá 6 1/2"**



**6 1/2" T06B(TOP)**

**T06B(BOTTOM)**

PLC-13W\*2  
PLC-18W\*2  
PLC-26W\*2



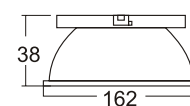
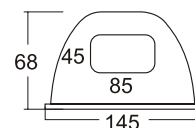
**Choá 6 1/2"**



**6 1/2" T06(TOP)**

**T06(BOTTOM)**

PLC-13W\*2  
PLC-18W\*2  
PLC-26W\*2



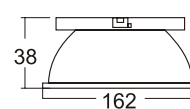
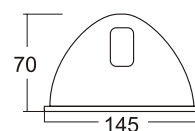
**Choá 6 1/2"**



**6 1/2" T05(TOP)**

**T05(BOTTOM)**

H.Q.I 70W



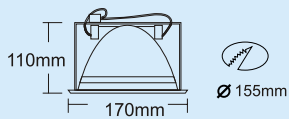
When your business depends on light.

**TY-08**



Ring: alum. die-casting  
Reflector: alum.anodised + glass  
Socket: MH.HQI 70W

Gear box to be separated



**TY-01**



Ring: alum.die-casting  
Reflector: alum.anodised + glass  
Socket: PLC 13W\*2 or 1  
          PLC 18W\*2 or 1  
          PLC 26W\*2 or 1  
          BB 27W\*1

Gear box to be separated

